



IES2210 Series

DIN-Rail or Wall Mounting

6/10-port 100M/Gigabit Layer 2 Unmanaged Industrial PoE Ethernet Switch

- Support 2 Gigabit Combo ports(SFP slot or RJ45) and 4/8 100M copper ports (optional PoE)
- The maximum power of single PoE port is 30W
- Support optional AC/DC power supply, DC dual power supply redundancy
- Support -40~75°C wide operating temperature range



Introduction

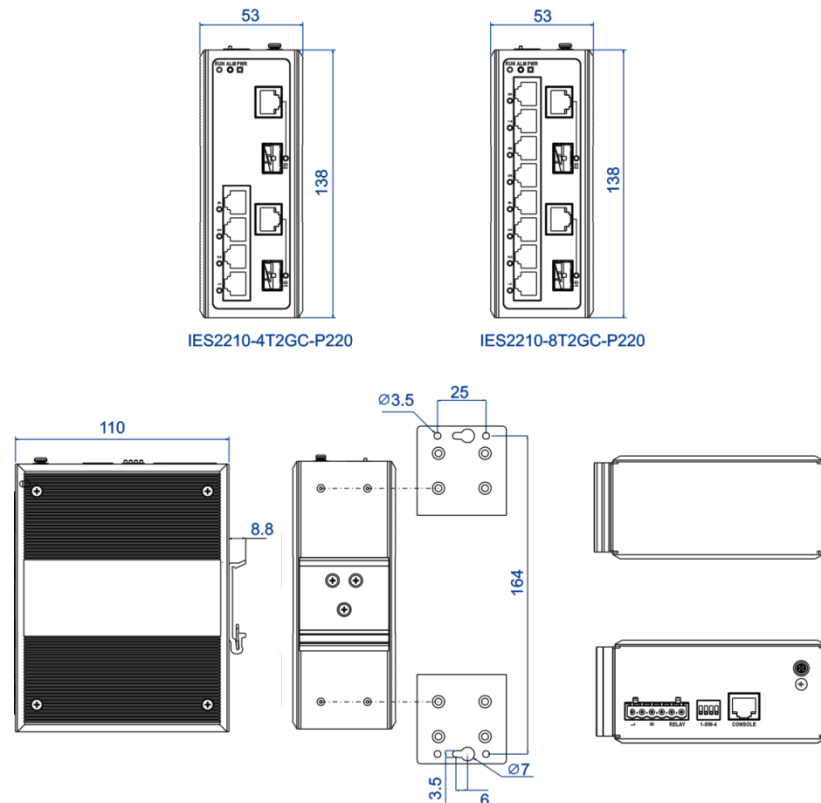
IES2210 series are 6/10-port 100M/Gigabit layer 2 unmanaged industrial Ethernet switches. This series provide 100M copper port (optional PoE) and Gigabit Combo port (SFP slot or RJ45), and the PoE power supply conforms to the protocol standard of IEEE802.3af/at. They also adopt DIN-Rail or wall mounting, which can meet the requirements of different scenes.

This series support optional AC/DC power supply. And the input power supply is two independent power supply circuits which can ensure the normal operation of the device when one power supply fails. The design of DIP switch can realize flow control, port with the specified speed of 10M and alarm. When the link failure of port occurs, ALM indicator will light up and send out alarm, meanwhile, alarm device connected to the relay will send out alarm for rapid scene troubleshooting. Hardware adopts fanless, low power consumption, wide temperature and voltage design and has passed rigorous industrial standard tests, which can suit for the industrial scene environment with harsh requirements for EMC. It can be widely used in smart grid, rail transit, smart city, safety city, new energy, intelligent manufacturing and other industrial fields.

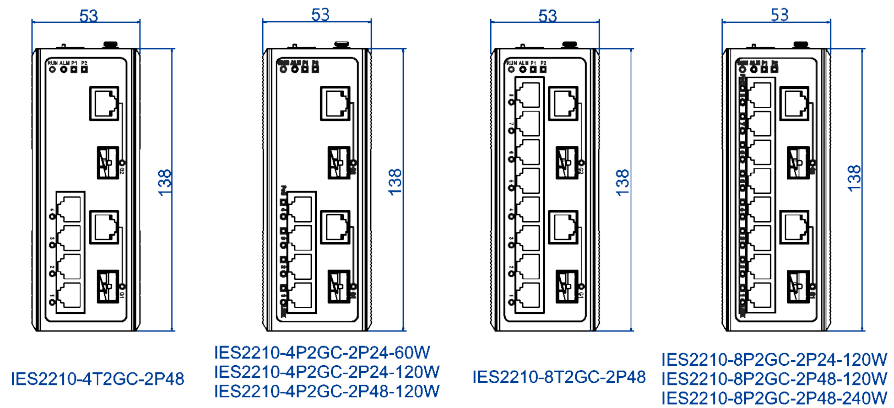
Dimension

Unit:mm

- AC power supply



● DC power supply

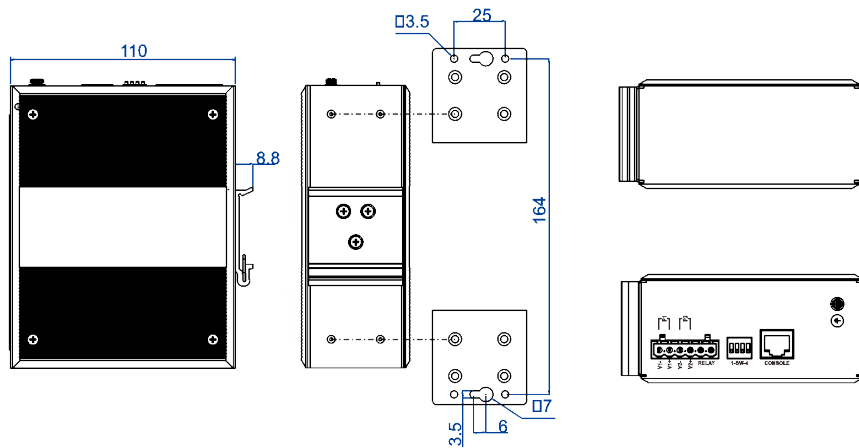


IES2210-4T2GC-2P48

IES2210-4P2GC-2P24-60W
IES2210-4P2GC-2P24-120W
IES2210-4P2GC-2P48-120W

IES2210-8T2GC-2P48

IES2210-8P2GC-2P24-120W
IES2210-8P2GC-2P48-120W
IES2210-8P2GC-2P48-240W



Specification

<p>Standard & Protocol</p>	<p>IEEE 802.3 for 10Base-T IEEE 802.3u for 100Base-TX IEEE 802.3ab for 1000Base-T IEEE 802.3z for 1000Base-X IEEE 802.3x for Flow Control IEEE 802.3af for PoE IEEE 802.3at for PoE+</p>
<p>PoE</p>	<p>The maximum power of single PoE port: 15/30W The power supply pin of PoE: V+, V+, V-, V- correspond to Pin 1, 2, 3, 6</p>
<p>Interface</p>	<p>100M copper port: 10/100Base-T(X), RJ45, Flow Control, Full/half Duplex Mode, MDI/MDI-X Autotuning Combo port: 10/100/1000Base-T(X) or 1000Base-X Console port: CLI command line management port (RS-232), RJ45 Alarm port: 6-pin 5.08mm pitch terminal blocks, including 2-pin alarm terminal blocks, support 1 relay alarm output, current</p>

	carrying capacity is 1A@30VDC or 0.3A@125VAC
LED Indicator	Running Indicator, Port Indicator, Power Supply Indicator, Alarm Indicator, PoE Indicator (only for PoE products)
Switch Property	Transmission mode: store and forward MAC address: 8K Packet buffer size: 1Mbit Backplane bandwidth: 7.6G Switch time delay: <10μs
Power Requirement	Optional 24VDC, 48VDC or 220VAC, 6 pins 5.08mm pitch terminal blocks, including 4 pins power supply terminal blocks DC dual power supply redundancy, anti-reverse connection
Power Consumption	<ul style="list-style-type: none"> No-load: ≤4.9W@48VDC Full-load: ≤122.8W@48VDC
Environmental Limit	Operating temperature range: -40~75°C Storage temperature range: -40~85°C Relative humidity: 5% ~ 95% (no condensation)
Physical Characteristic	Housing: IP40 protection, metal Installation: DIN-Rail or wall mounting Dimension (W x H x D): 53mm×138mm×110mm Weight: ≤0.62kg
Industrial Standard	<p>IEC 61000-4-2 (ESD), Level 3</p> <ul style="list-style-type: none"> Air discharge: ±8kV Contact discharge: ±6kV <p>IEC 61000-4-4 (EFT), Level 3</p> <ul style="list-style-type: none"> Power supply: ±2kV Ethernet port: ±1kV Relay: ±2kV <p>IEC 61000-4-5 (Surge), Level 3</p> <ul style="list-style-type: none"> Power supply: common mode±2kV, differential mode±1kV Ethernet port: common mode±2kV, differential mode±1kV Relay: common mode±2kV, differential mode±1kV <p>Shock: IEC 60068-2-27 Free fall: IEC 60068-2-32 Vibration: IEC 60068-2-6</p>



Certification	CE, FCC, RoHS
Warranty	5 years



Ordering Information

Model	Gigabit Combo	100M Copper Port	100M POE Copper Port	Power Supply	PoE Power
IES2210-8T2GC-2P48	2	8	-	12~48VDC dual power supply	-
IES2210-8T2GC-P220	2	8	-	85~264VAC single power supply	-
IES2210-4T2GC-2P48	2	4	-	12~48VDC dual power supply	-
IES2210-4T2GC-P220	2	4	-	85~264VAC single power supply	-
IES2210-8P2GC-2P24-120W	2	-	8	24VDC dual power supply	120W
IES2210-8P2GC-2P48-120W	2	-	8	48VDC dual power supply	120W
IES2210-8P2GC-2P48-240W	2	-	8	48VDC dual power supply	240W
IES2210-4P2GC-2P24-60W	2	-	4	24VDC dual power supply	60W
IES2210-4P2GC-2P24-120W	2	-	4	24VDC dual power supply	120W
IES2210-4P2GC-2P48-120W	2	-	4	48VDC dual power supply	120W



Address: 3/B, Zone 1, Baiwangxin High Technology Industrial Park, Song Bai Road, Nanshan District, Shenzhen, 518108, China

TEL.: +86-755-26702668 ext 835 FAX: +86-755-26703485

E-mail: ics@3onedata.com

Website: www.3onedata.com

◀ Please scan our QR code for more details

*Product pictures and technical data in this datasheet are only for reference. Updates are subject to change without prior notice. The final interpretation right is reserved by 3onedata.