



TNS5500D 20-Port Series

Wall Mounting

20-port 100M/Gigabit Layer 2 Managed EN50155 Industrial Ethernet Switch

- Support 4 Gigabit M12 interfaces (with 2 groups of Bypass function)
- Support up to 16 100M M12 interfaces, PoE (optional)
- Support up to 16 Gigabit M12 interfaces, PoE (optional)
- Adopt Ring patented technology, support single ring, coupling ring, chain, Dual-homing function
- Support 2 110VDC or 24VDC power supply inputs (optional)
- Support IP67 protection grade
- Support -40~75°C wide operating temperature range



Industrial Grade



EN 50155



EN 50121



Bypass



Introduction

TNS5500D 20-Port series are layer 2 managed industrial Ethernet switches. The products conform to the requirements of industrial standard EN50155 and EN50121. Ethernet interfaces use firm and reliable M12 connectors which can adapt to usage scenario with vibration and shock. PoE power supply conforms to IEEE802.3af/at protocol standard, and it can power device over Ethernet, thus decreasing the cable connection of powered devices. This product supports 110VDC or 24VDC power supply input and adopts wall mounting, which can meet the needs of different application sites.

The network management system supports various network protocols and industry standards, such as static routing, STP/RSTP/MSTP, ERPS, 802.1Q VLAN, QoS function, DHCP Server, IGMP Snooping, LLDP, port trunking, port mirroring, etc. It also possesses complete management functions, support port configuration, port statistics, port IP binding, access control, network diagnosis, rapid configuration, online upgrade, etc.; CLI, WEB, Telnet, SNMP, SSH and other access methods can be supported. Network management system could bring you great user experience through its friendly interface design and easy and convenient operation.

When port has link failure, ALARM indicator will be bright and send out alarm, meanwhile, alarm device connected to the relay will send out alarm for rapid scene troubleshooting. The hardware adopts fanless, low power consumption and wide temperature design, and the external heat sink provides extraordinary heat dissipation performance. This devices have passed rigorous industrial standard tests, which can suit for the industrial scene environment with harsh requirements for EMC. It can be widely used in systems such as train network, signal, on-board PIS, CCTV.

Features and Benefits

- ⦿ SNMPv1/v2c/v3 is used for network management of various levels
- ⦿ RMON can be used for efficient and flexible network monitoring
- ⦿ Port mirroring can conduct data analysis and monitoring, which is convenient for online debugging
- ⦿ QoS supports real-time traffic classification and priority setting
- ⦿ LLDP can achieve automatic topology discovery, which is convenient for visual management
- ⦿ DHCP server can be used for distributing IP address with different strategies
- ⦿ File management is convenient for the device rapid configuration and online upgrading
- ⦿ Port statistics can be used for the port real time traffic statistics
- ⦿ ARP could be used for MAC address resolution
- ⦿ User password can conduct user hierarchical management to improve the device management security
- ⦿ Access control ACL and 802.1X authentication can enhance the flexibility and security

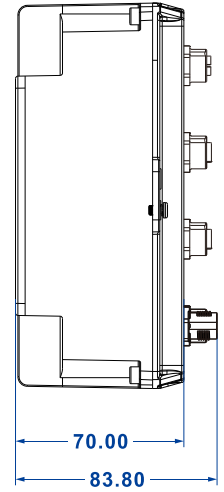
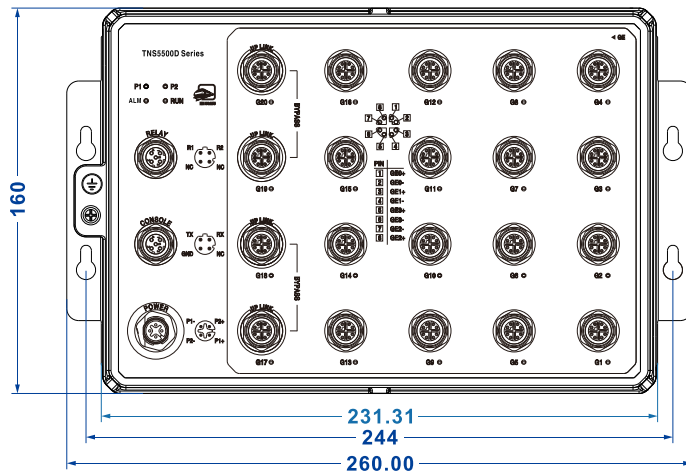
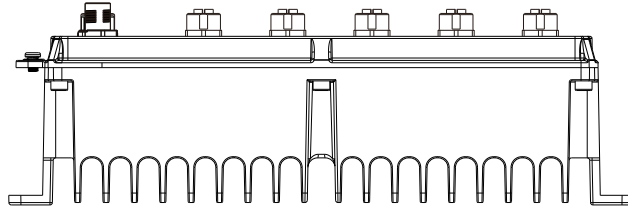
of the network

- ⦿ Storm suppression can restrain broadcast, unknown multicast and unicast
- ⦿ SSHD configuration could encrypt transmitted data, prevent DNS and IP spoofing
- ⦿ TELNET configuration and SSH configuration guarantee secure access to data
- ⦿ VLAN can be set to simplify network planning
- ⦿ Port Trunking can increase network bandwidth and enhance the reliability of network connection to achieve optimum bandwidth utilization
- ⦿ Bandwidth management can reasonably distribute network bandwidth, preventing unpredictable network status
- ⦿ Port isolation could achieve port isolation in the same VLAN and save VLAN resources
- ⦿ IGMP Snooping and static multicast can be used to filter multicast data to save network bandwidth
- ⦿ Ring, ERPS, STP/RSTP/MSTP can achieve network redundancy, preventing network storm
- ⦿ Ping, Traceroute, Port Loopback could achieve network diagnosis and troubleshooting
- ⦿ Bypass function can prevent communication breakdown caused by power supply failure
- ⦿ Loop detection could efficiently eliminate the influence caused by port loopback by detecting the existence of loopback

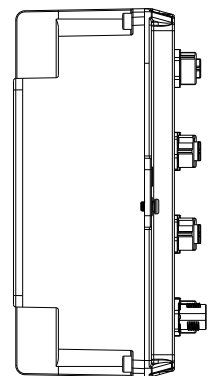
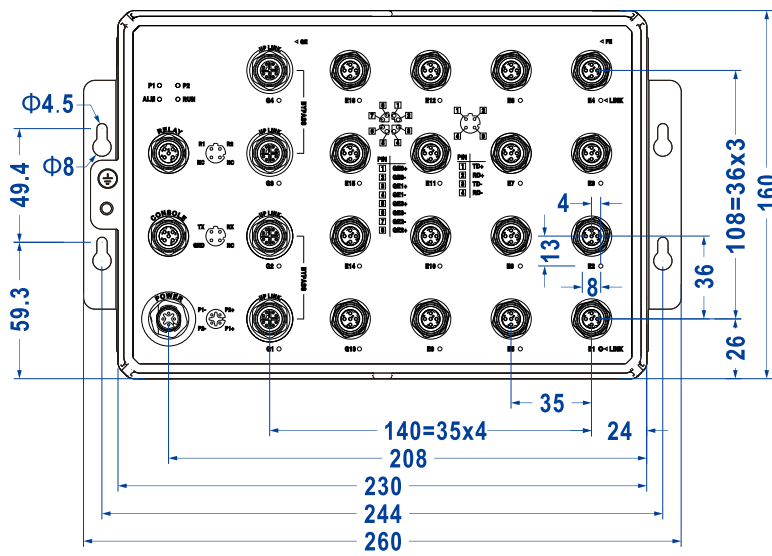
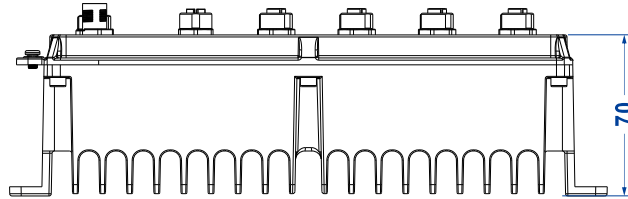
Dimension

Unit: mm

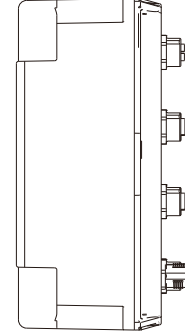
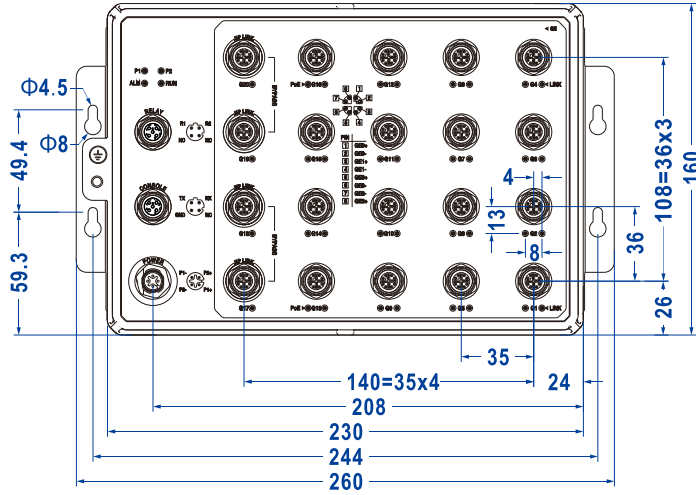
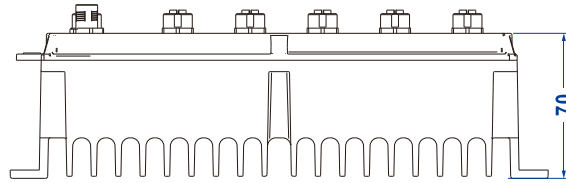
- TNS5500D-20GT-P110



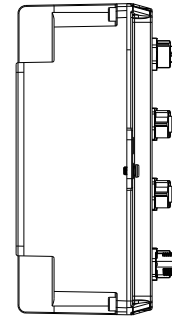
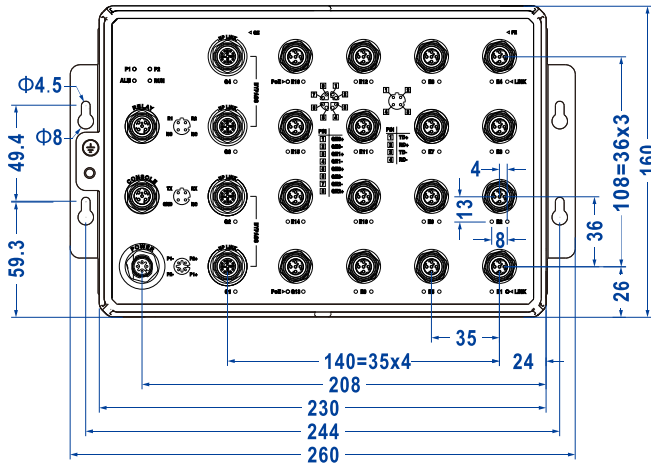
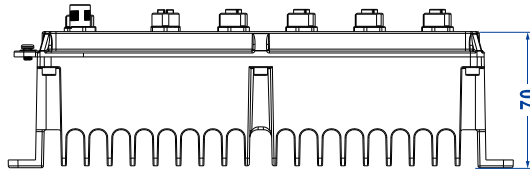
- TNS5500D-16T4GT-P110, TNS5500D-16T4GT-P24



- TNS5500D-16GP4GT-P110



- TNS5500D-16P4GT-P110, TNS5500D-16P4GT-P24



Specification

Standard &
Protocol

IEEE 802.3 for 10Base-T
IEEE 802.3u for 100Base-TX
IEEE 802.3ab for 1000Base-T

	<p>IEEE 802.3x for Flow Control IEEE 802.1D for Spanning Tree Protocol IEEE 802.1w for Rapid Spanning Tree Protocol IEEE 802.1s for Multiple Spanning Tree Protocol IEEE 802.1Q for VLAN IEEE 802.1p for CoS IEEE 802.1AB for LLDP IEEE 802.3af for PoE IEEE 802.3at for PoE+ ITU-T G.8032 for ERPS</p>
Management	<p>SNMP v1/v2c/v3 Centralized Management of Equipment, RMON, Port Mirroring, QoS, LLDP, DHCP Server, File Management, Port Statistics, Log Information, Static ARP, PoE Management (for PoE version)</p>
Security	<p>User permission rating, ACL, port alarm, storm suppression, SSHD configuration, Telnet configuration</p>
Switch Function	<p>802.1Q VLAN, Port Trunking, Bandwidth Management, Flow Control, Port Isolation</p>
Unicast / Multicast	<p>Static Multicast, IGMP-Snooping</p>
Redundancy Technology	<p>Ring, STP/RSTP/MSTP, ERPS, Loop Detection</p>
Troubleshooting	<p>Ping, Traceroute, Port Loopback</p>
Time Management	<p>NTP Client</p>
Interface	<p>Gigabit PoE M12:10/100/1000base-T (X), M12 (Female), 8-Pin X-Coded, automatic flow rate control, full/half duplex mode, MDI/MDI-X automatic detection; The maximum capacity of a single port is 30W PoE power supply output. Pin 1 and 2 of PoE power supply are positive, while pin 3 and 4 are negative Gigabit M12: 10/100/1000Base-T(X), M12(Female), 8-Pin X-Coded, Automatic Flow Control, Full/half Duplex Mode, MDI/MDI-X Autotuning; it supports two groups of Bypass 100M PoE M12:100/1000base-T (X), M12 (Female), 4-Pin D-Coded, automatic flow rate control, full/half duplex mode, MDI/MDI-X automatic detection; The maximum capacity of a single port is 30W PoE power supply output. Pin 1 and 3 of PoE power supply are positive, while pin 2 and 4 are negative 100M M12: 10/100Base-T(X), M12(Female), 4-Pin D-Coded, Automatic Flow</p>



	Control, Full/half Duplex Mode, MDI/MDI-X Autotuning Alarm port: M12 (Female), 4-Pin D-Coded, support 1 relay alarm output, current load capability is 1A@30VDC or 0.3A@125VAC Console port: CLI command line management port (RS-232), M12(Female), 4-Pin D-Coded
Indicator	Power indicator, alarm indicator, running indicator, interface indicator
Switch Property	Transmission mode: store and forward MAC address: 16K Packet buffer size: 12Mbit Backplane bandwidth: 56G Switch time delay: <10μs
Power Supply	Power supply range: 110VDC (66~156VDC) 24VDC (PoE: 18~36VDC, non-PoE: 9~36VDC) Connection method: M12(Male), 4-Pin A-Coded Connection protection: anti-reverse connection
Power Consumption	Full load (no PoE load): < 20W Full load (including PoE load): < 120W
Working Environment	Operating temperature: -40~75°C Storage temperature: -40~85°C Relative humidity: 5%~95%(no condensation)
Physical Characteristic	Housing: IP67 protection, metal Installation: wall mounting Dimension (W x H x D): 260mm×70mm×160mm Weight: 1.57kg
Industrial Standard	IEC 61000-4-2 (ESD, electrostatic discharge), Level 4 <ul style="list-style-type: none"> ● Air discharge: ± 15kV ● Contact discharge: ±8kV IEC 61000-4-4 (EFT, electrical fast transient pulses), Level 3 <ul style="list-style-type: none"> ● Power supply: ±4kV ● Ethernet interface: ±2kV ● Relay: ±4kV IEC 61000-4-5 (Surge), Level 3 <ul style="list-style-type: none"> ● Power supply: common mode ±4kV, differential mode ±2kV ● Relay: common mode ±4kV, differential mode ±2kV ● Ethernet interface: common mode ±4kV

Shock: IEC 61373
Free fall: IEC 60068-2-32
Vibration: IEC 61373

MTBF	TNS5500D-20GT-P110: 532000 hours TNS5500D-16T4GT-P110: 531000 hours TNS5500D-16T4GT-P24: 522000 hours TNS5500D-16GP4GT-P110: 526000 hours TNS5500D-16P4GT-P110: 533000 hours TNS5500D-16P4GT-P24: 523000 hours
-------------	---

Authentication CE, FCC, RoHS, EN50155, EN50121-3-2, IEC61373, EN45545

Warranty	5 years
-----------------	---------



Ordering Information

Available Models	100M PoE M12	100M M12	Gigabit M12 LAN Port With Bypass	Gigabit PoE M12	Gigabit M12	Power Supply
TNS5500D-20GT-P110	—	—	4	—	16	110VDC (66~156VDC)
TNS5500D-16T4GT-P110	—	16	4	—	—	110VDC (66~156VDC)
TNS5500D-16T4GT-P24	—	16	4	—	—	24VDC (9~36VDC)
TNS5500D-16GP4GT-P110	—	—	4	16	—	110VDC (66~156VDC)
TNS5500D-16P4GT-P110	16	—	4	—	—	110VDC (66~156VDC)
TNS5500D-16P4GT-P24	16	—	4	—	—	24VDC (18~36VDC)



Address: 3/B, Zone 1, Baiwangxin High Technology Industrial Park, Song Bai Road, Nanshan District, Shenzhen, 518108, China

TEL.: +86- -755-26702668 FAX: +86- -755-26703485

E-mail: ics@3onedata.com

Website: www.3onedata.com

◀ Please scan our QR code for more details

*Product pictures and technical data in this datasheet are only for reference. Updates are subject to change without prior notice. The final interpretation right is reserved by 3onedata.