



## TNS5800 Series

1U Rack Mounting

12/20-Port Layer 3 EN50155 Industrial Ethernet Switch

- Support 4 Gigabit M12 interfaces (with 2 groups of Bypass function), 8/16 100M or Gigabit PoE M12 interfaces (optional)
- Adopt Ring patented technology, support single ring, coupling ring, chain, Dual-homing function
- Support 2 110VDC or 24VDC power supply inputs
- Support IP40 protection grade
- Support -40~75°C wide operating temperature range



Industrial Grade



RPS



EN 50155



EN 50121



Bypass

## Introduction

TNS5800 series belongs to layer 3 EN50155 industrial Ethernet switches. The product conforms to the requirements of industrial standard EN50155 and EN50121 Ethernet interfaces use firm and reliable M12 connectors which can adapt to usage scenario with vibration and shock. PoE power supply conforms to IEEE802.3af/at protocol standard, and it can power device over Ethernet, thus decreasing the cable connection of powered devices. This series has 5 products. They provide 110VDC power or 24VDC input and adopt rack-mounted installation, which can meet the needs of different application sites.

The network management system supports various network protocols and industry standards, such as static routing, RIP, OSPF, VRRP, STP/RSTP/MSTP, ERPS, 802.1Q VLAN, QoS function, DHCP Server, IGMP Snooping, LLDP, port trunking, port mirroring, etc. It also possesses complete management functions, support port configuration, port statistics, port IP binding, access control, 802.1X authentication, network diagnosis, rapid configuration, online upgrade, etc.; CLI, WEB, Telnet, SNMP, SSH and other access methods can be supported. Network management system could bring you great user experience through its friendly interface design and easy and convenient operation.

When power supply or port has link failure, ALARM indicator will be bright and send out alarm, meanwhile, alarm device connected to the relay will send out alarm for rapid scene troubleshooting. The input power supply is two independent power supply circuits which can ensure the normal operation of the device when one power supply fails. The hardware adopts fanless, low power consumption and wide temperature design, and the external heat sink provides extraordinary heat dissipation performance. This devices have passed rigorous industrial standard tests, which can suit for the industrial scene environment with harsh requirements for EMC. It can be widely used in systems such as train network, signal, on-board PIS, CCTV.

## Features and Benefits

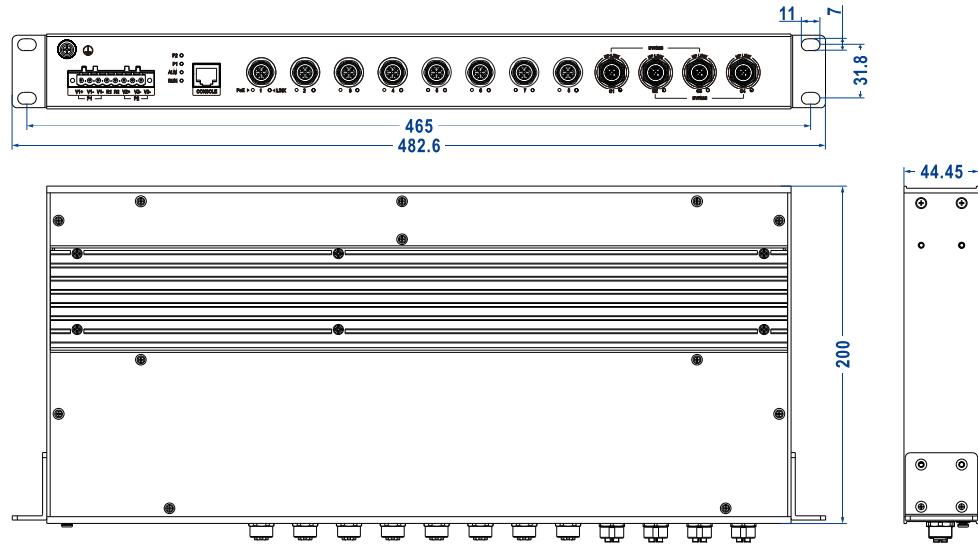
- ⦿ SNMPv1/v2c/v3 is used for network management of various levels
- ⦿ RMON can be used for efficient and flexible network monitoring
- ⦿ Port mirroring can conduct data analysis and monitoring, which is convenient for online debugging
- ⦿ QoS supports real-time traffic classification and priority setting
- ⦿ LLDP can achieve automatic topology discovery, which is convenient for visual management
- ⦿ DHCP server can be used for distributing IP address with different strategies
- ⦿ File management is convenient for the device rapid configuration and online upgrading
- ⦿ Port statistics can be used for the port real time traffic statistics
- ⦿ ARP could be used for MAC address resolution

- ⊙ User password can conduct user hierarchical management to improve the device management security
- ⊙ Access control, ACL and 802.1X authentication can enhance the flexibility and security of the network
- ⊙ Storm suppression can restrain broadcast, unknown multicast and unicast
- ⊙ SSHD configuration could encrypt transmitted data, prevent DNS and IP spoofing
- ⊙ TELNET configuration and SSH configuration guarantee secure access to data
- ⊙ VLAN can be set to simplify network planning
- ⊙ Port Trunking can increase network bandwidth and enhance the reliability of network connection to achieve optimum bandwidth utilization
- ⊙ Bandwidth management can reasonably distribute network bandwidth, preventing unpredictable network status
- ⊙ Port isolation could achieve port isolation in the same VLAN and save VLAN resources
- ⊙ PIM-DM/PIM-SM, IGMP Snooping and static multicast can be used to filter multicast data to save network bandwidth
- ⊙ Ring, ERPS, STP/RSTP/MSTP can achieve network redundancy, preventing network storm
- ⊙ Ping, Traceroute, and Port Loopback could achieve network diagnosis and troubleshooting
- ⊙ VRRP, RIP, OSPF could implement dynamic router configuration
- ⊙ Bypass function can prevent communication breakdown caused by power supply failure
- ⊙ NAT maps private IP address to the legal IP address of external network, which can slow the consumption of IP address space
- ⊙ PoE could power device via Ethernet, which has greatly saved the cost of device power supply
- ⊙ Loop detection could efficiently eliminate the influence caused by port loopback by detecting the existence of loopback

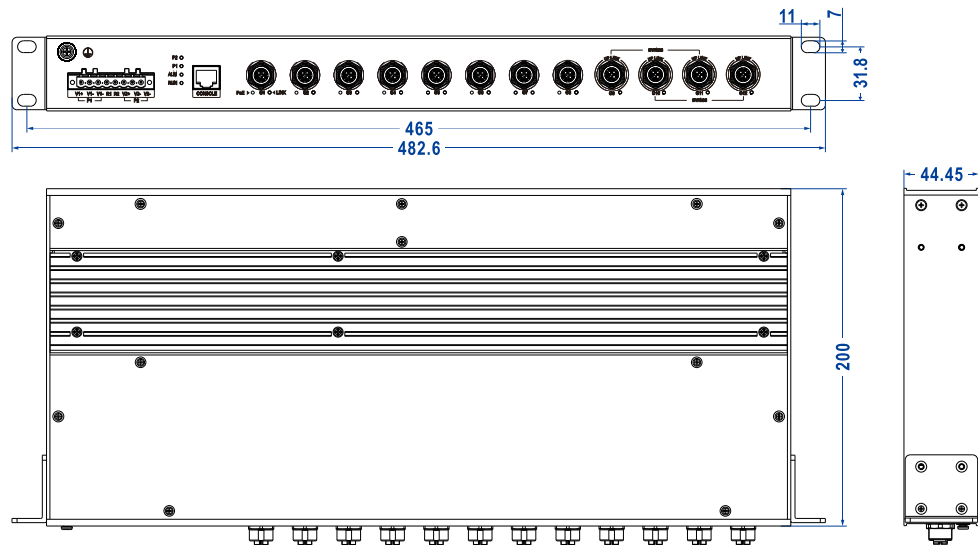
# Dimension

Unit: mm

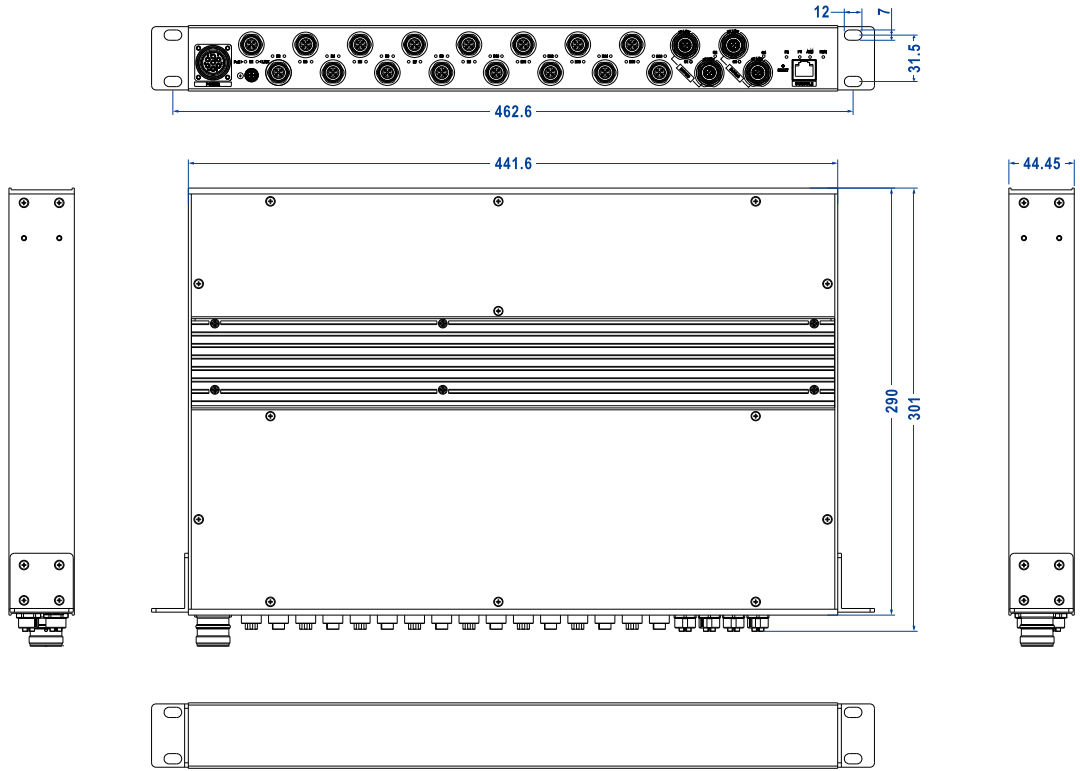
- TNS5800-8P4GT-2P110



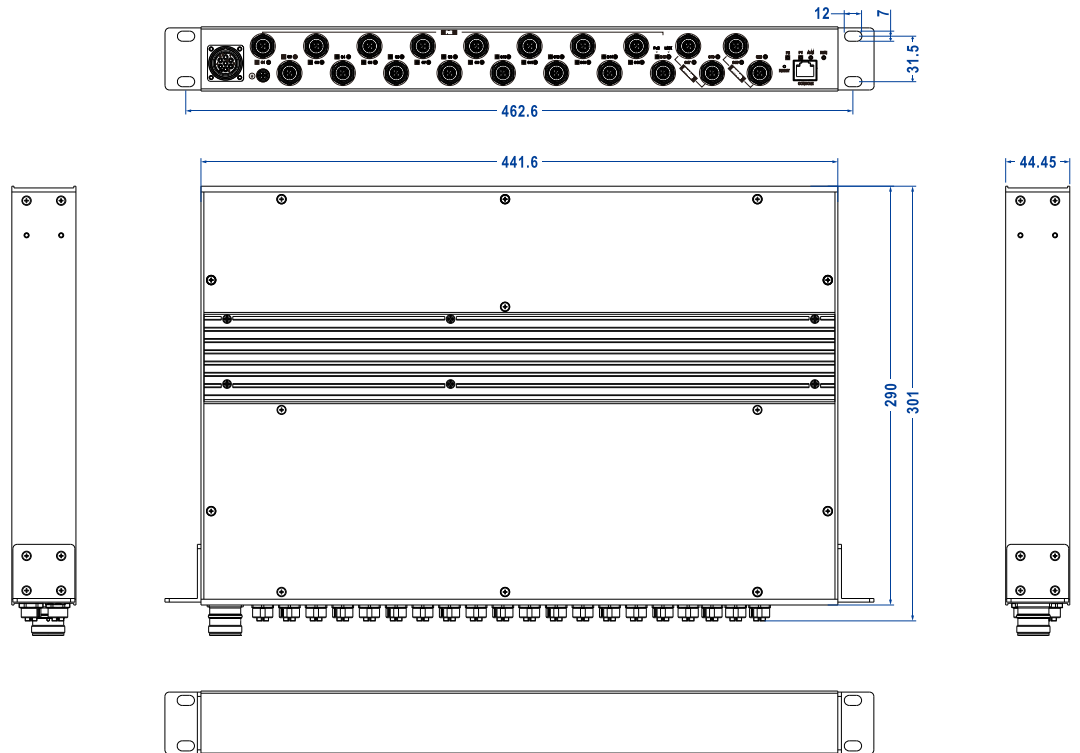
- TNS5800-8GP4GT-2P110



- TNS5800-16P4GT-2P110, TNS5800-16P4GT-2P24



● TNS5800-16GP4GT-2P110



# Specification

<b>Standard &amp; Protocol</b>	<p>IEEE 802.3 for 10Base-T                  IEEE 802.3u for 100Base-TX                  IEEE 802.3ab for 1000Base-T                  IEEE 802.3x for Flow Control                  IEEE 802.1D for Spanning Tree Protocol                  IEEE 802.1w for Rapid Spanning Tree Protocol                  IEEE 802.1s for Multiple Spanning Tree Protocol                  IEEE 802.1Q for VLAN                  IEEE 802.1p for CoS                  IEEE 802.1X for 802.1X Authentication                  IEEE 802.1AB for LLDP                  IEEE 802.3af for PoE                  IEEE 802.3at for PoE+                  ITU-T G.8032 for ERPS</p>
<b>Management</b>	<p>SNMP v1/v2c/v3 Centralized Management of Equipment, RMON, Port Mirroring, QoS, LLDP, DHCP Server, File Management, Port Statistics, Log Information, Static ARP, PoE Management</p>
<b>Security</b>	<p>Classification of User Permissions, ACL, NAT, 802.1X Authentication, Radius Server Authentication, Port Alarm, Power Alarm, Storm Suppression, SSHD Configuration, Telnet Configuration, Loop Detection, Aggregation Protection, Link Flapping Protection, DHCP Snooping</p>
<b>Switch Function</b>	<p>802.1Q VLAN, Port Trunking, Bandwidth Management, Flow Control, Port Isolation</p>
<b>Unicast / Multicast</b>	<p>Static Multicast, IGMP-Snooping, PIM-SM, PIM-SM</p>
<b>Redundancy Technology</b>	<p>Ring, STP/RSTP/MSTP, ERPS</p>
<b>Troubleshooting</b>	<p>Ping, Traceroute, Port Loopback</p>
<b>Routing Technique</b>	<p>VRRP, RIP, OSPF</p>
<b>Time Management</b>	<p>NTP</p>
<b>Interface</b>	<p>Gigabit PoE M12:10/100/1000base-T (X), M12 (Female), 8-Pin X-Coded, automatic flow rate control, full/half duplex mode, MDI/MDI-X automatic detection; The maximum capacity of a single port is 30W PoE power supply output. Pin 1 and 2 of PoE</p>



power supply are positive, while pin 3 and 4 are negative

Gigabit M12: 10/100/1000Base-T(X), M12(Female), 8-Pin X-Coded, Automatic Flow Control, Full/half Duplex Mode, MDI/MDI-X Autotuning; it supports two groups of Bypass

100M PoE M12:10/100Base-T(X), M12 (Female), 4-Pin D-Coded, automatic flow rate control, full/half duplex mode, MDI/MDI-X automatic detection; The maximum capacity of a single port is 30W PoE power supply output. Pin 1 and 3 of PoE power supply are positive, while pin 2 and 4 are negative

Alarm port: 8-pin 5.08mm pitch terminal blocks (relay occupies 2 pins) or 7-pin Male M23 port (relay occupies 2 pins) , support 1 relay alarm outputs, current loading capacity is 1A@30VDC or 0.3A@125VAC

Console port: CLI command line management port (RS-232), RJ45

Indicator	Power indicator, alarm indicator, running indicator, interface indicator, PoE indicator
Switch Property	<p>Transmission mode: store and forward</p> <p>MAC address: 16K</p> <p>Packet buffer size: 12Mbit</p> <p>Backplane bandwidth: 128G</p> <p>Switch time delay: &lt;10μs</p>
Power Supply	<p>TNS5800-8P4GT-2P110, TNS5800-8GP4GT-2P110:</p> <ul style="list-style-type: none"> <li>● Power supply range: 110VDC (66~156VDC), dual power supply redundancy</li> <li>● Connection method: 8-pin 5.08mm pitch terminal blocks (includes 6-pin power supply)</li> <li>● Connection protection: anti-reverse connection</li> </ul> <p>TNS5800-16P4GT-2P110, TNS5800-16GP4GT-2P110:</p> <ul style="list-style-type: none"> <li>● Power supply range: 110VDC, dual power supply redundancy</li> <li>● Connection method: 7-pin Male M23 (includes 4-pin power supply)</li> <li>● Connection protection: anti-reverse connection</li> </ul> <p>TNS5800-16P4GT-2P24:</p> <ul style="list-style-type: none"> <li>● Power supply range: 24VDC (18~36VDC), dual power supply redundancy</li> <li>● Connection method: 7-pin Male M23 (includes 4-pin power</li> </ul>

	<p>supply)</p> <ul style="list-style-type: none"> <li>● Connection protection: anti-reverse connection</li> </ul>
<b>Power Consumption</b>	<p>Full load (no PoE load): &lt; 20W Full load (including PoE load): &lt; 120W</p>
<b>Working Environment</b>	<p>Operating temperature: -40~75℃ Storage temperature: -40~85℃ Relative humidity: 5%~95%(no condensation)</p>
<b>Mechanical Structure</b>	<p>Housing: IP40 protection, metal Installation: 1U rack mounting Dimension (W x H x D): 482.6mm×44.45mm×200mm (lugs are included for 12-Port device) 441.6mm × 44.45mm × 290mm (no lugs for 20-Port device)</p>
<b>Industrial Standard</b>	<p>EN 50121--3--2: 2016 standard, Table 5.3 (Electrostatic Discharge), Class A</p> <ul style="list-style-type: none"> <li>● Air discharge: ± 8kV</li> <li>● Contact discharge: ±6kV</li> </ul> <p>EN 50121--3--2: 2016 standard, Table 3.3 (Surge), Class A</p> <ul style="list-style-type: none"> <li>● Power supply: common mode ±2kV, differential mode ±1kV</li> </ul> <p>EN 50121--3--2: 2016 standard, Table 3.2 (Electrical Fast Transient Pulses), Class A</p> <ul style="list-style-type: none"> <li>● Power supply: ±2kV</li> <li>● Signal: ±2kV</li> </ul> <p>EN 50121--3--2: 2016 standard, Table 5.1, 5.2 (Radio Frequency Electromagnetic), Class A</p> <ul style="list-style-type: none"> <li>● 80MHz~800MHz, 20V/m</li> <li>● 800MHz~1GHz, 20V/m</li> <li>● 1.4GHz~2.0GHz, 10V/m</li> <li>● 2.0GHz~2.7GHz, 5V/m</li> <li>● 5.1GHz~6GHz, 3V/m</li> </ul> <p>EN 50121--3--2: 2016 standard, Table 3.1, 4.1 (Conducted Disturbance Induced by RF Fields), Class A</p> <ul style="list-style-type: none"> <li>● Power supply: 0.15MHz~80MHz, 10V</li> <li>● Signal: 0.15MHz~80MHz, 10V</li> </ul> <p>EN 50121--3--2: 2016 standard, table 3.1 (Power Supply Conducted</p>





	<p>Disturbance)</p> <ul style="list-style-type: none"><li>● 150kHz~500kHz, 79dB<math>\mu</math>V quasi-peak value</li><li>● 500kHz~30MHz, 73dB<math>\mu</math>V quasi-peak value</li></ul> <p>EN 50121--3--2: 2016 standard, table 3.1 (Radiation Disturbance)</p> <ul style="list-style-type: none"><li>● 30MHz~230MHz, &lt;40dB<math>\mu</math>V/m quasi-peak value</li><li>● 230MHz~1GHz, &lt;47dB<math>\mu</math>V/m quasi-peak value</li></ul> <p>Shock: IEC 61373 Free fall: IEC 60068-2-32 Vibration: IEC 61373</p>
<b>Authentication</b>	CE, FCC, RoHS, EN50155, EN50121-3-2, IEC61373
<b>Warranty</b>	5 years



## Ordering Information

Available Models	100M PoE M12	Gigabit PoE M12	Gigabit Bypass M12	Power Supply
TNS5800-8P4GT-2P110	8	–	4	110VDC redundant power supply
TNS5800-8GP4GT-2P110	–	8	4	
TNS5800-16P4GT-2P110	16	–	4	
TNS5800-16GP4GT-2P110	–	16	4	
TNS5800-16P4GT-2P24	–	16	4	18~36VDC redundant power supply



Address: 3/B, Zone 1, Baiwangxin High Technology Industrial Park, Song Bai Road,  
Nanshan District, Shenzhen, 518108, China

TEL.: +86-755-26702668 ext 835      FAX: +86-755-26703485

E-mail: [ics@3onedata.com](mailto:ics@3onedata.com)

Website: [www.3onedata.com](http://www.3onedata.com)

◀ Please scan our QR code for more details

\*Product pictures and technical data in this datasheet are only for reference. Updates are subject to change without prior notice. The final interpretation right is reserved by 3onedata.